


Datasheet

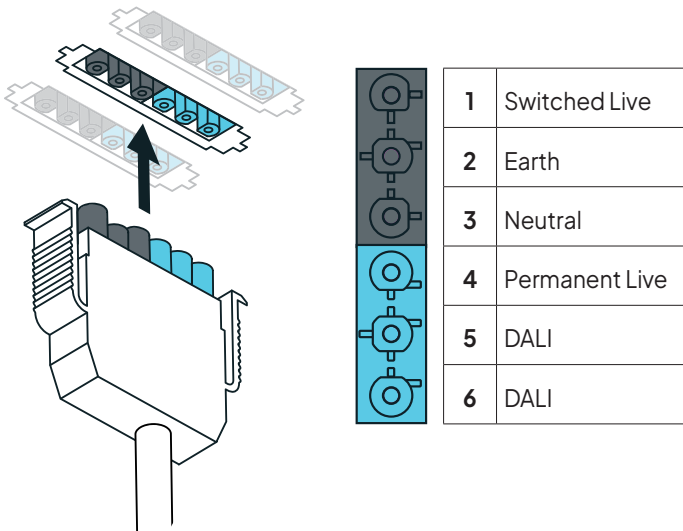
Luminaire and Sensor Leads

Designed in conjunction with the Cu-Connect Lighting Control Modules (LCM's). Cca fire rated and Low Smoke Zero Halogen (LSZH) luminaire leads and sensor leads provide a positive, reliable, and safe dual latched connection. Luminaire and sensor leads are available in 3m, 5m & 8m lengths, or plugs can be purchased separately if you wish to supply your own cable.



Luminaire connections

Plug in the luminaire leads ensuring that the both connector latches are engaged on the LCM.



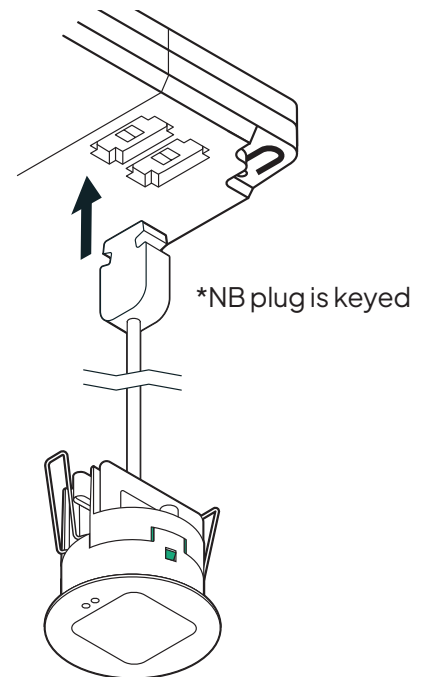
Please leave additional length for the Earth wiring to ensure it is the last wire to disconnect and the first wire to connect if the cord is pulled or strained.

If supplying your own luminaire cable, you must use mains-rated cable with a minimum CSA of 1mm². See Page 2 for terminal connection information.

Sensor connections

You must connect all sensors before programming the LCM.

Plug in the sensor leads to the associated ports on the LCM, ensuring that the both connector latches are engaged on the LCM.



If supplying your own sensor cable, you must use mains-rated cable with a minimum CSA of 0.75mm². See Page 2 for terminal connection information.

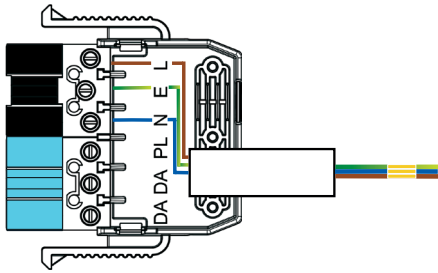
If multiple sensors are being connected, 50m max. total cable length between all sensors.



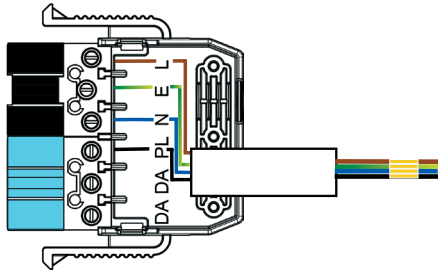
WARNING: This device should be installed by a qualified electrician in accordance with the latest edition of the UK Wiring regulations.

Luminaire plug terminal connections

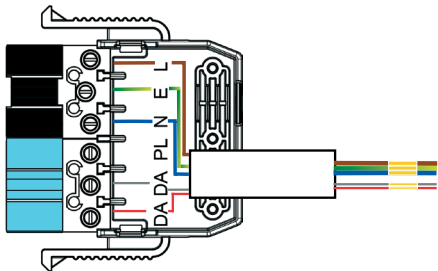
3-core (switched live, earth and neutral) cable connection:



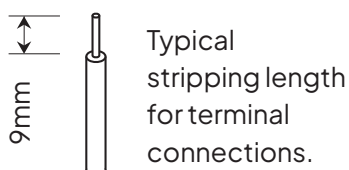
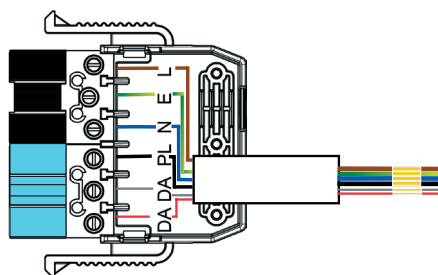
4-core (switched live, earth, neutral and permanent live) cable connection:



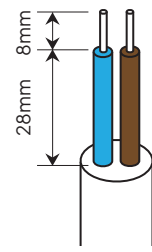
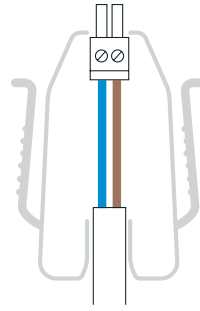
5-core (switched live, earth, neutral and DALI pair) cable connection:



6-core (switched live, earth, neutral, permanent live and DALI pair) cable connection:



Sensor plug terminal connections



Typical stripping length for terminal connections

If supplying your own cable for sensor connections, please use 2-core 0.75mm² (min.) Mains rated cable. The working voltage of the sensor is 16V approx, but as DALI Connections are not defined as Safety Extra Low Voltage (SELV), Mains-rated cable must be used for connections.

Luminaire Plug Specifications

Rated Voltage	250VAC
Rated Current	10 Amps
IP Rating	IP20. IP40 When Connected
Working Temperature	-15°C (min.) to +70°C (max.)
Material (Casing)	UL94 V0 ABS, Black/Blue Cover and baseplate is Polycarbonate ABS mix
Contact Screws	M3 silver plated brass contacts
Moulding Screws	M3 X 8mm Pan Head Pozidrive Screw (Thread rolling plastic)
Screw Tightening Torque	Contacts: Max: 0.5Nm Mouldings: Max 0.5Nm
Conductor Size	1mm ² to 2.5mm ²
Conductor Stripping length	9mm

Cable Specification

Rated Voltage	300/500V
Cable Type	Flexible stranded copper cores Inner insulation: LSZH Outer insulation: LSZH



WARNING: This device should be installed by a qualified electrician in accordance with the latest edition of the UK Wiring regulations.

Product Codes and Specifications

Product Code	Description	No. of Cores	Length (m)	Cable Outer Colour	Plug Colour	Cable CSA	Core Colour					
							Brown	Blue	Green/Yellow	Black	Red	White
							Switched Live	Neutral	Earth / CPC	Permanent Live	Dim+	Dim-
Pre-wired Luminaire Leads												
LL3C3MWW	Luminaire lead 3-core 3m, white Cca LSZH 1mm ² cable with white plug	3	3	White	White	1mm ²	✓	✓	✓			
LL3C5MWW	Luminaire lead 3-core 5m, white Cca LSZH 1mm ² cable with white plug	3	5	White	White	1mm ²	✓	✓	✓			
LL3C8MWW	Luminaire lead 3-core 8m, white Cca LSZH 1mm ² cable with white plug	3	8	White	White	1mm ²	✓	✓	✓			
LL4C3MWR	Luminaire lead 4-core 3m, white Cca LSZH 1mm ² cable with red plug	4	3	White	Red	1mm ²	✓	✓	✓	✓		
LL4C5MWR	Luminaire lead 4-core 5m, white Cca LSZH 1mm ² cable with red plug	4	5	White	Red	1mm ²	✓	✓	✓	✓		
LL4C8MWR	Luminaire lead 4-core 8m, white Cca LSZH 1mm ² cable with red plug	4	8	White	Red	1mm ²	✓	✓	✓	✓		
LL5C3MWW	Luminaire lead 5-core 3m, white Cca LSZH 1mm ² cable with white plug	5	3	White	White	1mm ²	✓	✓	✓		✓	✓
LL5C5MWW	Luminaire lead 5-core 5m, white Cca LSZH 1mm ² cable with white plug	5	5	White	White	1mm ²	✓	✓	✓		✓	✓
LL5C8MWW	Luminaire lead 5-core 8m, white Cca LSZH 1mm ² cable with white plug	5	8	White	White	1mm ²	✓	✓	✓		✓	✓
LL6C3MWR	Luminaire lead 6-core 3m, white Cca LSZH 1mm ² cable with red plug	6	3	White	Red	1mm ²	✓	✓	✓	✓	✓	✓
LL6C5MWR	Luminaire lead 6-core 5m, white Cca LSZH 1mm ² cable with red plug	6	5	White	Red	1mm ²	✓	✓	✓	✓	✓	✓
LL6C8MWR	Luminaire lead 6-core 8m, white Cca LSZH 1mm ² cable with red plug	6	8	White	Red	1mm ²	✓	✓	✓	✓	✓	✓
LL3C3MWR-PL	Luminaire lead 3-core 3m, white Cca LSZH 1mm ² cable with red plug	3	3	White	Red	1mm ²		✓	✓	✓	For these 3 "-PL" products the Brown core is used for Permanent Live feed (for non-switched emergency fittings)	
LL3C5MWR-PL	Luminaire lead 3-core 5m, white Cca LSZH 1mm ² cable with red plug	3	5	White	Red	1mm ²		✓	✓	✓		
LL3C8MWR-PL	Luminaire lead 3-core 8m, white Cca LSZH 1mm ² cable with red plug	3	8	White	Red	1mm ²		✓	✓	✓		
Luminaire Plug Only (Supplied in kit form)												
KIT-LLPW	Luminaire lead plug - White				White							
KIT-LLPR	Luminaire lead plug - Red				Red							
Pre-wired Sensor Leads												
SL2C3MWW	Sensor lead 2-core 3m, white Cca LSZH 0.75mm ² cable with white plug	2	3	White	White	0.75mm ²						
SL2C5MWW	Sensor lead 2-core 5m, white Cca LSZH 0.75mm ² cable with white plug	2	5	White	White	0.75mm ²						
SL2C8MWW	Sensor lead 2-core 8m, white Cca LSZH 0.75mm ² cable with white plug	2	8	White	White	0.75mm ²						
Sensor Plug Only (Supplied in kit form)												
KIT-SLPW	Sensor lead plug - White				White							



Blackhill Dr, Wolverton Mill,
Wolverton, Milton Keynes, MK12 5TS

03330 347799

enquiries@cucumberlc.co.uk

www.cucumberlc.co.uk

This datasheet and/or contents is subject to change without notice. Please always refer to the current release on our website

www.cucumberlc.co.uk/resources.

For our Standard Terms & Conditions and Guarantee Policies please refer to our website at

www.cucumberlc.co.uk.

